


Polypads

ADJUSTABLE SUPPORTS FOR PAVING SLABS

Key Benefits Summary

- Specially designed supports where a well drained pedestrian surface is required.
- Reduce slab laying and maintenance costs.
- The slabs and Polypads are readily removed to make way for alterations and additions and are reusable.
- Made of durable, strong polypropylene.
- Unique adjustment facility which allows slabs to be laid to a level surface quickly and easily.
- Individually adjustable supports to allow for levelling of the slabs on a sloped substrate and to accommodate small variations in slab thickness.
- Bevelled edge on base plate ensures no potential mechanical damage to waterproofing membranes.
- Spacer lugs ensures proper alignment of the



PRODUCT INFORMATION

DESCRIPTION

Polypads are specially designed supports for the placement of prefabricated paving slabs of concrete, autoclaved compressed cement sheets, etc, on roof and podium decks and other areas where a well drained pedestrian surface is required. Made of durable, strong polypropylene, they offer a unique adjustment facility (registered design numbers 32073/71 and 48014/72) which allows slabs to be laid to a level surface quickly and easily.

USAGE/PURPOSE

Designed to be used at the junction of the slabs, each Polypad has four square supports on a circular base plate which has a bevelled edge to ensure that there is no potential mechanical damage to waterproofing membranes. Spacer lugs located between the supports are individually adjustable, from a minimum height of 30mm to a maximum height of 45mm, to allow for levelling of the slabs on a sloped substrate and to accommodate small variations in slab thickness.

Polypads make old methods of laying concrete paving, with their attendant drainage and maintenance problems, obsolete. Because they raise the paving slabs above the substrate and ensure uniform, open joints, Polypads promote rapid drainage of surface water, eliminating unpleasant puddling even though structural slabs may not provide adequate falls. No setting beds are required so potential rocking of individual slabs is eliminated and there are no joint caulking problems, which means there is no maintenance. Polypads are simply positioned on the substrate and the paving is laid straight over them. Expansion and contraction of the slabs can take place without damage to the substrate or the roof membrane.

Polypads create an air space between the slabs and the substrate which contributes to good insulation by reducing temperature variation within the building and on roofs protecting the roof membrane from deterioration through contact with the atmosphere or solar radiation.

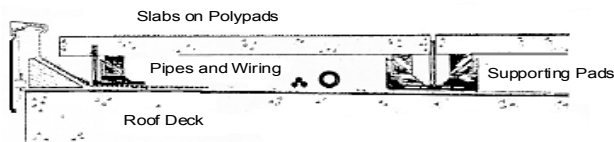
The air space also dampens pedestrian noise, effectively reducing the impact of structure borne sound.

Polypad supported paving is an ideal surface finish when rooftop restaurants, gardens and swimming pools are planned as it facilitates installation and maintenance of the necessary services.

POLYPADS

The Polypads allow the paving to conceal turn-ups of the built-up roofing, cover flashings, water pipes, electrical wiring, etc, while at the same time making access, for maintenance of those services or new installations, quite simple.

Polypads reduce slab laying and maintenance costs and promote design freedom. The slabs and Polypads are readily removed to make way for alterations and additions and are reusable.



APPLICATIONS

Polypads are used to support a wide range of paving slab materials including natural or exposed aggregate finished precast concrete, autoclaved structural compressed cement sheeting, metal and synthetic paving, natural stone and marble. With their high compressive strength, light weight and special design features, they are suitable for all types of construction from multi-storey commercial and industrial complexes to domestic buildings, providing excellent pedestrian surfaces for:

- roof and podium deck areas
- rooftop restaurants, gardens and swimming pools
- concourses, malls, balconies, verandahs, courtyards
- internal access floors.

Polypads may also be used for barbecue areas, swimming pool surrounds and other decorative and functional outdoor paving.

PACKAGING

Polypads are manually adjustable and are available in packs of 150.

WEIGHT

Standard Polypads - 125g.

COLOUR

Black.

TECHNICAL INFORMATION

DIMENSIONS

Data	Polypad
Surface of base plate	150mm ²
Height adjustment	30-45mm
at increments of	1.5mm
Load bearing capacity/support	500kg
Load bearing capacity/total	2,000kg
Width of spacers (width of joints)	7mm
Resistance to temperature	-40 to + 120°C

COVERAGE

May be estimated on the basis of one Polypad per slab.

PROPERTIES

STRENGTH

As shown on the above table, each of the four supports is capable of carrying 500kg, giving a total load bearing capacity per Polypad of 2000kg. However, the slab weight must be determined according to the load bearing capacity of the substrate.

COMPRESSIVE STRENGTH

The load carrying capacity of Polypads has been determined from compressive tests carried out by the Department of Public Works, NSW, Materials Testing and Chemical Services Laboratory **Investigation No. 3798**, 12 February 1974, and overseas consultants. Polypads also meet the compressive strength requirements of the German Standard Test DIN 1055.

RESISTANCE TO BIOLOGICAL ATTACK

Polypads have excellent resistance to bacterial and insect attack and will not readily support mould or mildew growth, particularly since they are well ventilated by means of the gaps formed by the spacer lugs between the paving slabs.

RESISTANCE TO CHEMICALS

Polypads offer good resistance to oil, acids, alkalis, hot asphalt and other chemicals and will not react adversely with other materials normally found on building sites.

DURABILITY

Due to the positioning of Polypads beneath the slabs, they are protected against mechanical damage and extreme weathering and therefore have excellent durability.

SPECIFICATION NOTES

The following data may be used as an information checklist for specifying the product:

Name: TREMCO Polypads

Extent: Area to be paved. (*Architects' Note: Number of Polypads required may be estimated on the basis of one per slab. However, depending on the slab size, shape and its spanning capacity it may be necessary to have additional supports along the sides.*)

Surface Preparation and Application: Polypads should be installed according to manufacturer's instructions and commensurate with good building practice.

Site Notes: Care must be taken to ensure that spacer lugs are not damaged by careless storage on site.


TREMCO

POLYPADS

USAGE GUIDELINES

INSTALLATION

1. Mark out the corner intersections of the paving slabs on the surface to be paved to locate the position of each pad.
2. If it is desired to create a larger air cap on a flat surface or provide a flat area on a surface having a slope greater than can be taken up in adjustment, pack up to a levelling line with brick or concrete blocks in the position marked out for each pad.
3. For free edges and corners, side supports for extra long slabs, cut the required portion from the whole pad with a handsaw or scribe the pad with a sharp knife and break along cut.
4. Assemble rows of pads and part pads in the approximate positions marked out.
5. Place the slabs, simply adjusting individual pedestals as each slab is laid.



TECHNICAL SERVICE

TREMCO has a team of qualified Technical Sales Representatives. For more detailed information or service and advice call Customer Service on (02) 9638 2755 or fax (02) 9638 2955.

GUARANTEE/WARRANTY

We warrant our products to be free of defects and manufactured to meet published physical properties when tested according to applicable specifications and TREMCO standards.

Under this warranty we will provide at no charge, product to replace any product proven to be defective when applied in accordance with our written instructions and in applications recommended by TREMCO as being suitable for this product.

All claims concerning product defects must be made within 12 months of shipment. Absence of such claims in writing during this period will contribute a waiver of all claims with respect to such product. This warranty is in lieu of any and all other warranties expressed or compiled.

TREMCO QUALITY

TREMCO reserves the right to continue to improve its product technology. Information contained in this data sheet could be superseded by changes in performance characteristics. These changes, should they occur, will not be to the detriment of the product.